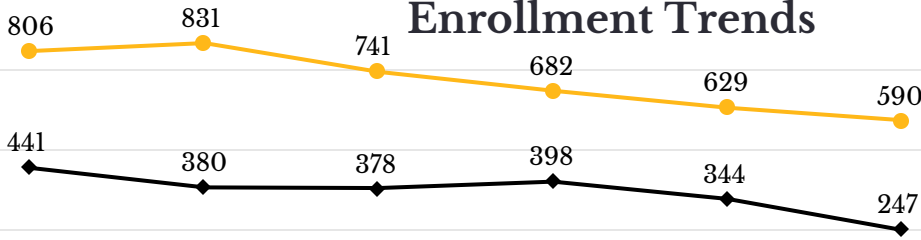


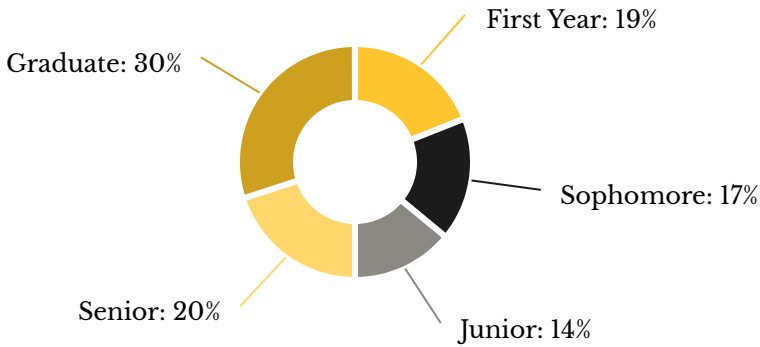
### Enrollment Trends



Spring 2019 Spring 2020 Spring 2021 Spring 2022 Spring 2023 Spring 2024

— Undergraduate — Graduate

### Class Level



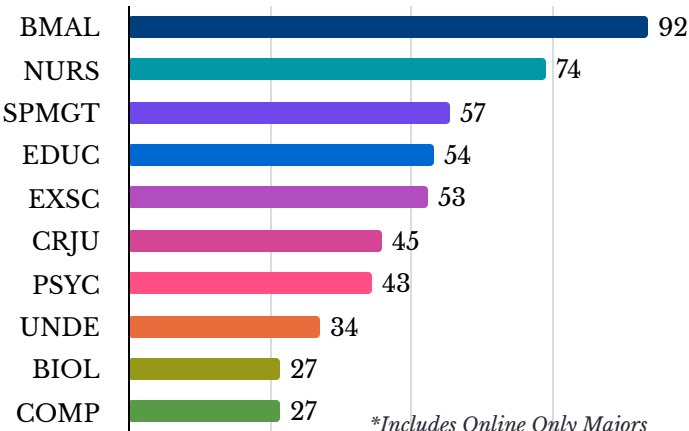
*\*Based on credits earned*

### Gender



*\*Total Enrollment*

### Top 10 Majors



*\*Includes Online Only Majors*

**91%** Retention of First Semester to Second Semester FTIC Students\*  
*\*Fall 2023 to Spring 2024*

### Total Spring Enrollment

# 837



286

Applied Health Sciences



175

Arts & Sciences



260

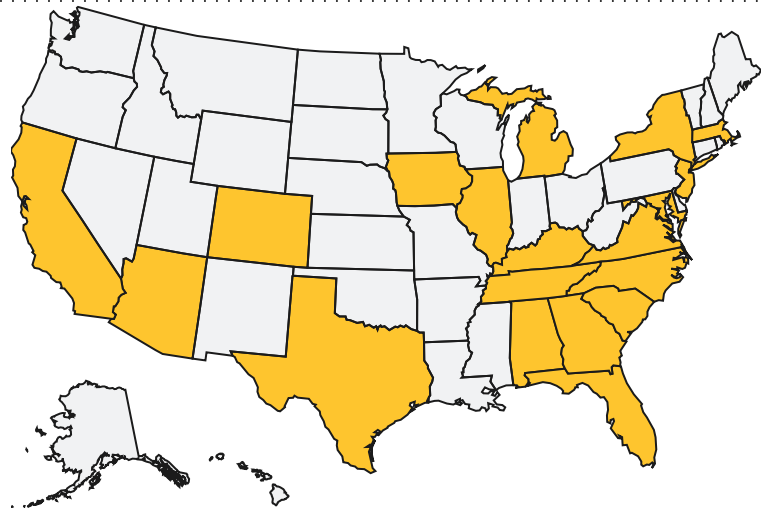
Business



82

Education

*\*34 Undeclared Majors*



### Residency

21 States Represented

9 Countries

2% International

17% Out-of-State

81% In-State

### Demographics

41% Students of color

45% Athletes

78% Full Time

22% Part Time